


ADP-VOLMP

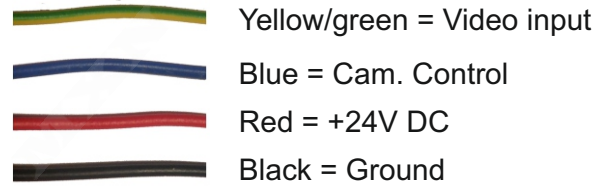
for Volvo (FH/FM) trucks with A169 video switch



Pin assignment




Wire description




Wire connections

Camera 1




Yellow/green = A5
Blue = A8
Red = A9
Black = A19

Camera 2




Yellow/green = A4
Red = A13
Blue = A14
Black = A18

Camera 3



Yellow/green = A3
Red = A12
Black = A17
Blue = A24

Camera 4



Yellow/green = A2
Red = A10
Blue = A11
Black = A16